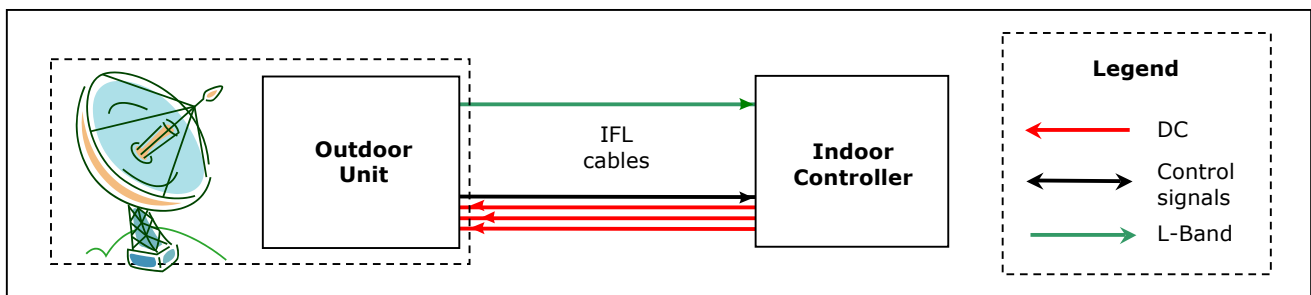
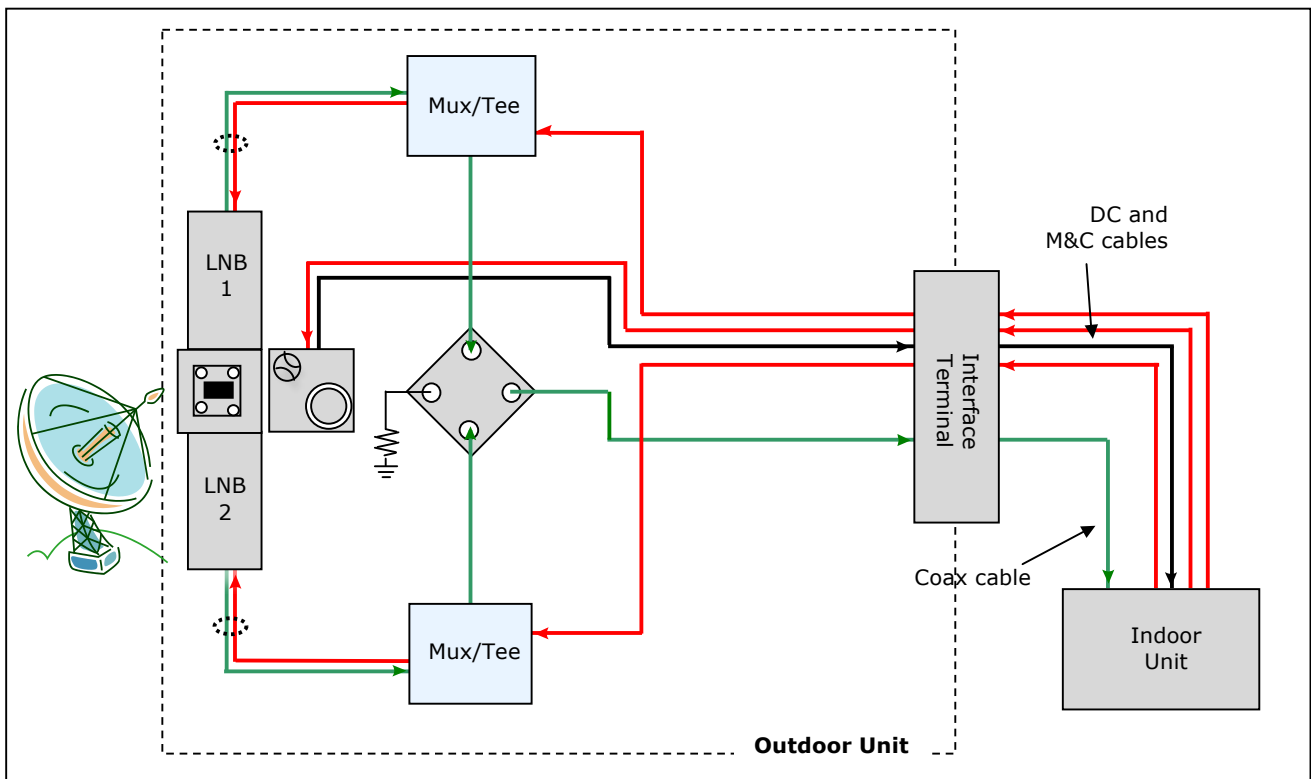


# RSSL1:1-KuP

## Ku PLL LNB Redundancy System

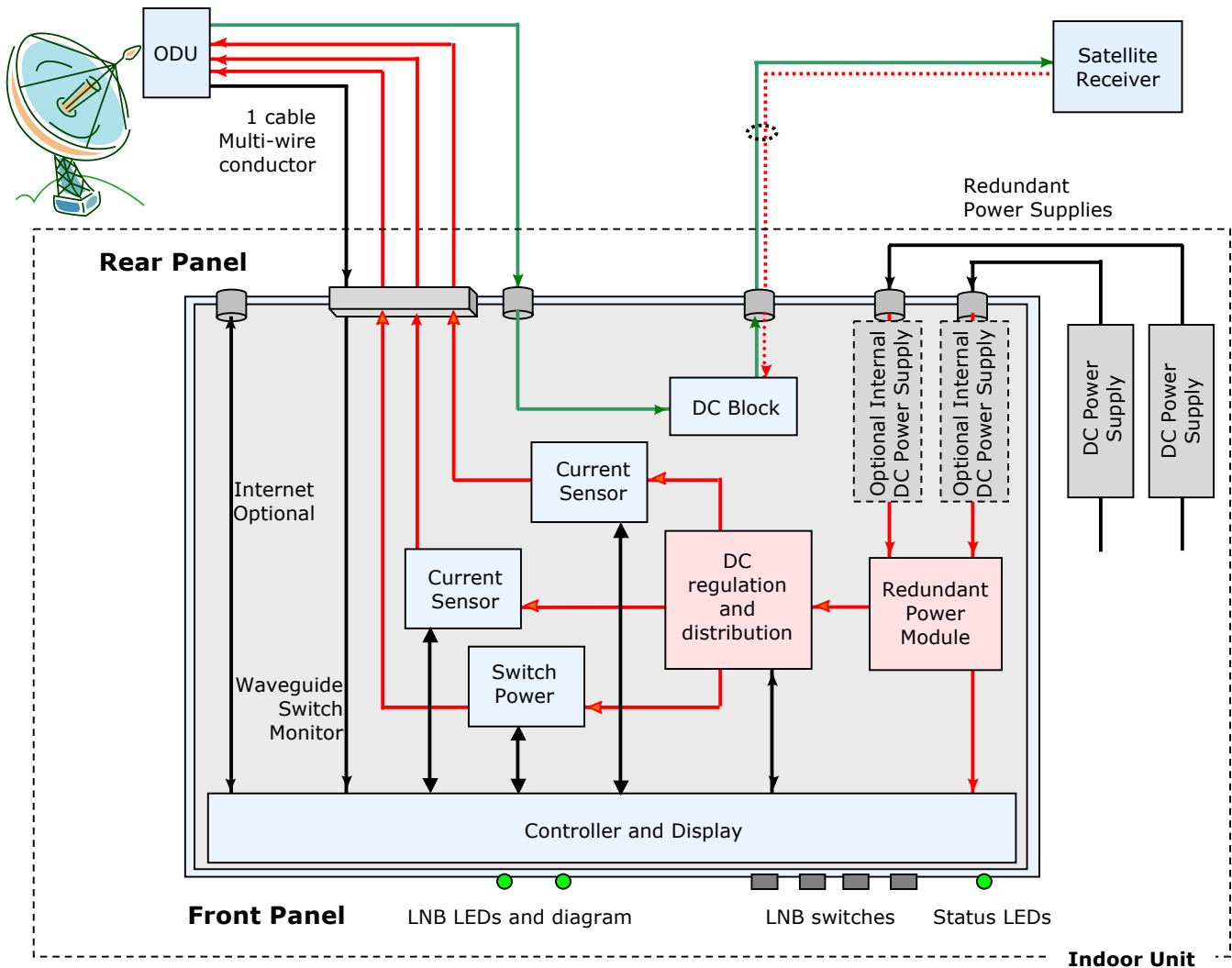
### Outdoor Unit (ODU)



#### **Orbital ODU Features:**

- Industry standard IFL with one coax cable and one control cable.
- Uses standard LNBs from any manufacturer. We prefer to test the entire system with LNBs included.
- The Outdoor Unit is compact on one rail which is rack-mountable on a 19" rack
- ODU is pre-assembled fully wired and tested for plug and play installation.

## Indoor Unit (IDU)



### **Orbital IDU Features:**

- 1 unit high chassis. Simple LED display for monitoring. No cumbersome LCD menu to work through
- Two Power Supplies are outside of chassis for easy service and replacement. Optionally, the power supplies can be placed inside the chassis.
- Unit automatically detects Power Supply faults. Global power supplies to use anywhere in the world.
- Manual or automatic switching between LNBs.
- 10 MHz source can come from a separate source or, (as an option) with a back panel jumper, from the modem
- Any DC from modem is blocked by IDU.

# RSSL1:1-KuP: Ku LNB Redundancy System - Specifications



## ELECTRICAL

### ODU

Check LNB specs

### POWER (Indoor controller)

Voltage: 90 - 264 VAC  
 Frequency: 47 - 63 Hz  
 External PS conn.: BNC  
 Filtering: Transient, over and reverse voltage protected

## MONITOR AND CONTROL

### IDU Controller

<u>Push Buttons</u>	<u>LEDs</u>
LNB 1	LNB 1, LNB2
LNB 2	Automatic / Manual
Automatic/Manual	Fault / Clear
Alarm reset	DC 1 / DC 2

## MECHANICAL

	<u>Outdoor Unit</u>	<u>Indoor Unit</u>
Weight:	TBD	TBD
Overall Dimensions:	TBD	19" x 1.75" x 20" max
Input Connector:	WR-75	F, N or SMA
Output Connector:	F, N or SMA	F, N or SMA

## ENVIRONMENTAL

	<u>Outdoor Unit</u>	<u>Indoor Unit</u>
Operating Temp:	-40 to +60°C	0 to +55°C
Relative Humidity:	<100%	<95% non-condensing

## General Description:

The Orbital LNB redundant switch features a slim, streamline outdoor unit mounted on a 19" rail for easy installation. Mounted LNBs allow easy swap out using industry standard LNBs.

The indoor unit is 1RU-19" with a simple LED display to quickly observe the LNB status, and control buttons to make any required changes to the system quickly and efficiently. LNB redundancy is automatic (current sensing) or manually selected. Power supply redundancy is automatic. Remote M&C is via ethernet.

## External Power supplies:

Power supplies, historically, have the lowest MTBF of the components in a system. The Orbital External power supply configuration was designed to provide inexpensive and rapid power supply replacement. A secondary benefit is the lower operating temperature of the external power supplies thus extending their lives.

The power supplies need to be 18VDC, with a minimum current rating of 1.2 Amps. If one fails, the system switches to the other power supply. This gives the customer time to replace the power supply without any down time or without having to take the entire rack mounted chassis in for

As an option, one or both power supplies can be placed inside the chassis at no extra cost.

SatelliteDish.com 954-941-8883