

# 8.1 Meter ESA

Like all ASC Signal earth station antennas, the 8.1Meter Earth Station Antenna provides high gain and exceptional pattern characteristics.

This antenna system is designed to address the stringent requirements of both the television broadcast industry and telecommunications network operators who demand unsurpassed flexibility and electrical performance in high-quality, cost-effective, and reliable packages.

The 8.1m antenna is offered with a manual or motorizable mount allowing 225 degrees of total pointing coverage in multiple overlapping continuous travel segments of 45 degrees. This antenna can be provided with NGC controlled mount motorization and/or the ASC Signal Sub-reflector tracker (SRT) for high throughput Ka-band applications. The NGC control system combined with the motorized mount and SRT provides pointing and tracking capability on up to 6 axes of movement.

The electrical performance and exceptional versatility provides the ability to configure the antenna with your choice of combining network. That versatility is provided at the time of initial purchase, as well as in the future, as your satellite communication requirements evolve.

This antenna system is used worldwide in broadcast applications and high density data, voice and communications networks. The ASC Signal 8.1 meter earth station antenna features a computer-optimized dual reflector Gregorian optics system and close-tolerance manufacturing techniques.

This combination provides extremely accurate surface contour resulting in exceptionally high gain and closely controlled pattern characteristics. ASC Signal earth station antennas provide maximum durability with minimal maintenance.



## Features

- Rugged aluminum and steel construction
- Superior Pointing Accuracy
- Advanced Gregorian optics
- 3 Year Warranty on all Structural Components
- Monopulse Tracking Capabilities for Ka-Band
- Deep Equipment Enclosure

# 8.1 Meter ESA

## Design Standards

Reflector	Aluminum painted with highly diffusive white paint
Ground Mount	Hot-dipped galvanized steel, per ASTM-A123 for structural steel.
Hardware	Sizes $\leq 3/8$ in (9.5mm), stainless steel, passivated per MIL-F-14072-E300 Sizes $\geq 3/8$ in (9.5mm), hot-dipped galvanized stainless steel, passivated per ASTM-A123

## Environmental Performances

Operating Temperature	-40° to 52°C (-40° to 125°F)
Seismic (Earthquake)	1 G Vertical and Horizontal acceleration. Equivalent to a Richter Magnitude 8.3, and Grade 11 on the modified Mercalli Scale
Operational Winds	45 mph (72 km/h) Gusts to 65 mph (105 km/h)
Survival Winds	125 mph (200 km/h) in any position of operation
Rain	4 in (102 mm) per hour
Solar Radiation	360 BTU/hr/ft <sup>2</sup> (1135 Watts/m <sup>2</sup> )
Relative Humidity	100%
Shock and Vibration	As encountered by commercial Air, Rail and Truck shipment.
Atmospheric Conditions	As encountered by Moderately Corrosive Coastal and Industrial Areas.

## Mechanical Performances

The 8.1m Antenna mechanical general specifications and performances are listed in below table. Additional information, dimensions and layout may be provided by ASC Signal on a case-by-case basis.

Optics Type	Dual Reflector Gregorian
Reflector Material	Precision-Formed Aluminum
Reflector Segments	20
Mount Type	EI over Az, Pedestal Mount

### Antenna Pointing Range, Coarse/(Continuous)

Elevation:	0-90° (90°)
Azimuth:	225° (45°)
Polarization	180° (180°)

### Hub/Enclosure Dimensions

Diameter	2.14 m (84 in)
Depth	1.17 m (45 in)

## Shipping Information

### Packing Options

Standard Commercial Domestic Pack	Included
Ocean Export Pack - For non-containerized, packed for seal against salt water spray	OCEANSHIP-LG
Air Export Pack - For freighter aircraft shipments. Lower deck AirPack requires specialized bids	AIR EXPORT PACK-LG
Container Packaging	CNTPCK-LG

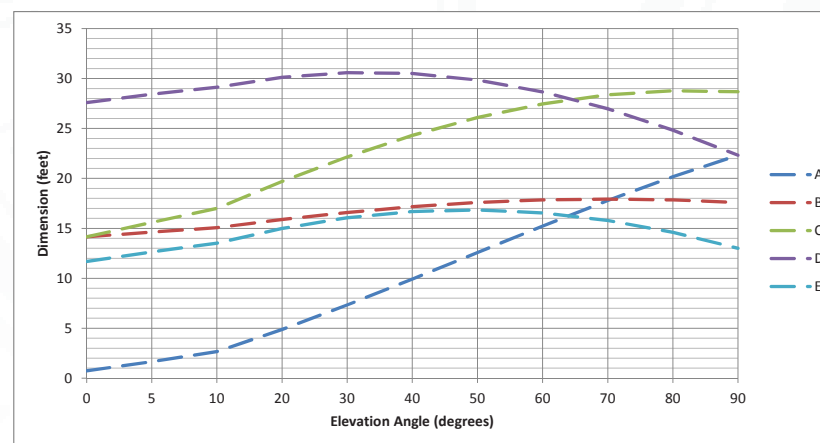
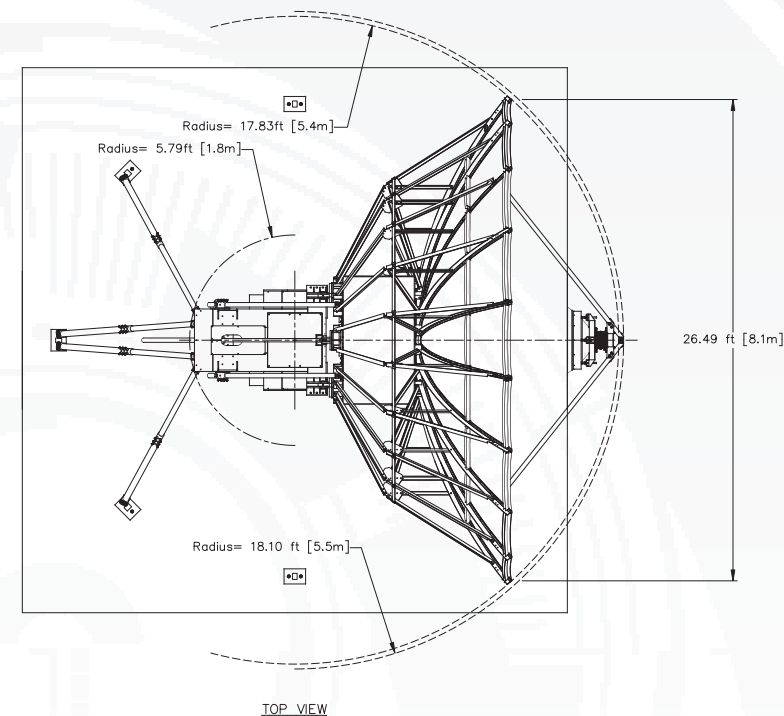
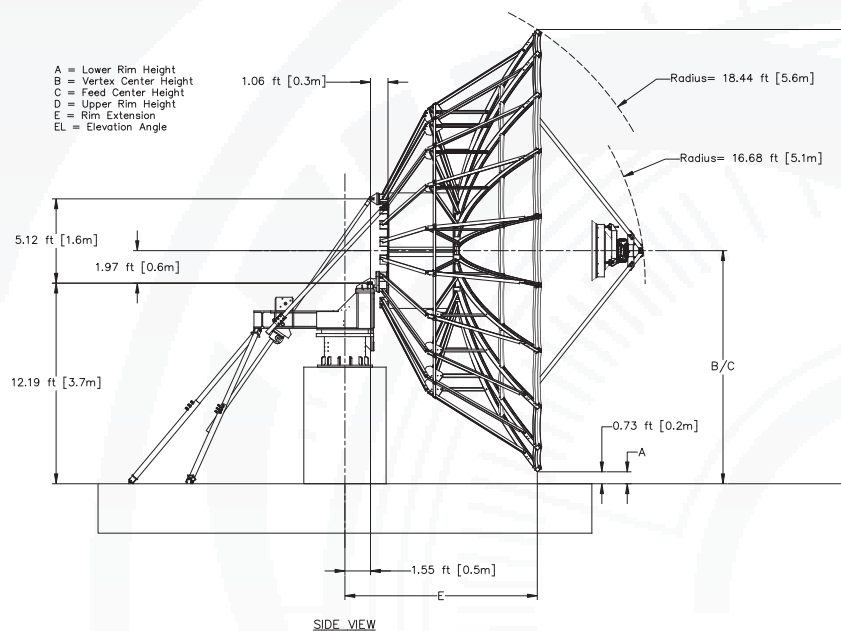
### Required Shipping Container

Standard 20 ft land/sea container	Quantity 1
Standard 40 ft land/sea container	Quantity 1

Shipping container information is given for basic configuration and may vary depending on the selected options, please contact ASC Signal for specific container loading plan.

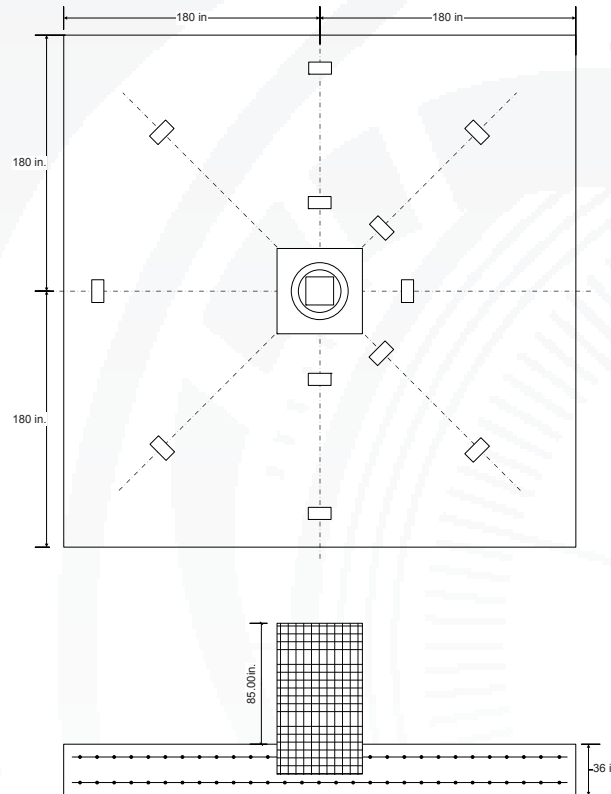
# 8.1 Meter ESA

## Dimensional Drawings



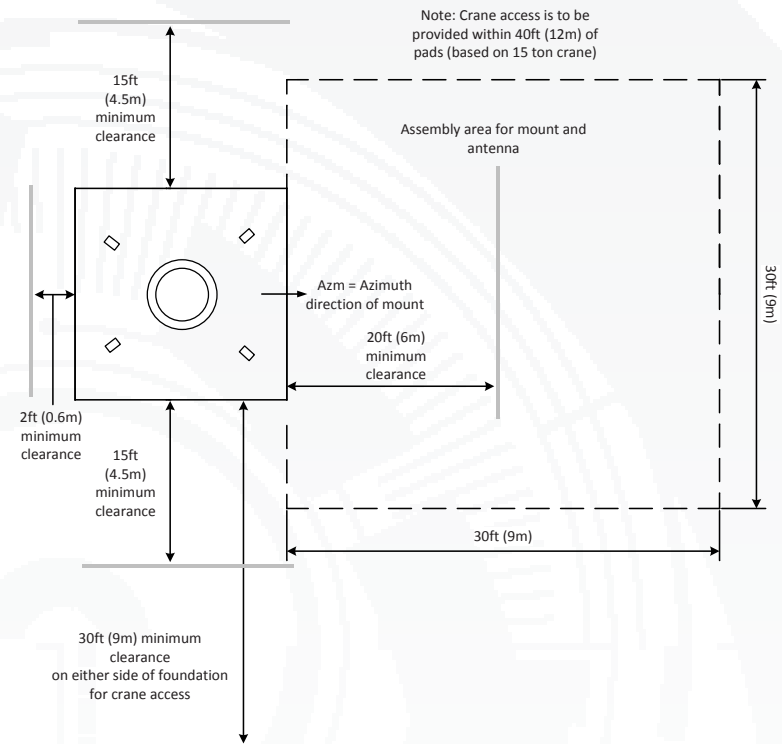
# 8.1 Meter ESA

## Typical Foundation Design



Foundation information are provided in bulletin 240445, please contact ASC Signal.

## Typical Foundation Information



Soil Bearing Capacity,	2000 lb/ft <sup>2</sup> (9770 kg/m <sup>2</sup> )
Reinforcing Steel,	3.7 tons (3400 kg)
Concrete Compressive Strength,	3000 psi (211 kg/cm <sup>2</sup> )
Foundation Size:	(for specific standard soil and typical design)
Length	30 ft (9.14 m)
Width	30 ft (9.14 m)
Depth	3 ft (0.91 m) / 10ft (3.07 m)
Concrete Volume	107 yd <sup>3</sup> (81.8 m <sup>3</sup> )

NOTE: Other typical foundation designs are available. Soil borings and foundation analysis should be performed by a qualified civil engineer.

# 8.1 Meter ESA

## Motor Drive Speed Summary

	Variable	
Azimuth	0.05°/s	0.5°/s
Elevation	0.05°/s	0.5°/s
Polarization	1°/s	

## Motorization

One motorization system is available for this antenna: the NGC tracking system that can support Steptrack, Smartrack and Ephemeris orbital tracking application.

The NGC-IDU controller can also operate the Sub-Reflector tracking system SRT-3-81, 3 axis Control Sub-Reflector Carriage, required for Ka application.

### Motor Kit

Azimuth/Elevation Motor Kit	NGC-MK81
-----------------------------	----------

### SRT Kit

3 axis Control Sub-Reflector Carriage	SRT-3-81
---------------------------------------	----------

### Polarization Drive Kit (DC Step Motors)

Standard Temperature (> -20°C)	NGC-PK9DRA
Low Temperature operation (< -20°C)	NGC-PK9DRA-LO

### Outdoor Unit Controller (Tracking)

Power 200 - 230 VAC, 3 Phase 50/60 Hz	NGC-ODU-208-5
Power 380 - 460 VAC, 3 Phase 50/60 Hz	NGC-ODU-380-5

Antenna controller, motorization and options are detailed in specific bulletins, please contact ASC Signal..

## Antenna Configuration

### Earth Station Antennas

Fix Mount.	ES81KA-1
Motorizable Mount with Az/EI Jackscrews.	ES81KAA1

## Motorization and NGC Options

Indoor	
NGC-IDU	NGC Rack Mounted Antenna Controller W/LCD Touch Panel
NGC-001	NGC-IDU Analog Telephone Modem
NGC-002	NGC-IDU Spectrum Analyzer Card - Analog
NGC-003	NGC-IDU DVB Receiver Card
NGC-RTX-2	NGC IDU, L-Band Internal Beacon Receiver
NGC-006	NGC-IDU Emergency Stop Button
NGC-007	NGC-IDU 10 Mhz Reference Source
NGC-008	NGC-IDU Redundant Power Supply
NGC-009	NGC-IDU Rack Slides
NGC-101	NGC-IDU Step Tracking Software
NGC-102	NGC-IDU Smartrack Software
NGC-103	NGC-IDU Predictive Track Software
NGC-104	NGC-IDU Full Tracking Capability Software
NGC-106	NGC-IDU Remote Access Software Package
NGC-107	NGC-IDU Spectrum Analyzer Enhanced User Interface
NGC-108	Receive Pattern Test Tool
NGC-109	Redundancy Control Software
NGC-111	Environmental System Control Interface
NGC-112	Sand/Dust/Debris Interface
NGC-115	Uplink Power Control Software Function
NGC-119	NGC High Availability System Redundancy Software
NGC-ULPC-INTFC	Uplink Power Control System Single Channel
NGC-ULPC-INTFC-2	Uplink Power Control System Dual Channel

Outdoor	
NGC-201	NGC ODU Low Temperature Kit (-40 C)
NGC-202	NGC ODU High Temperature Kit (+60 C)
NGC-205	NGC ODU Polarization Drive Interface
NGC-206	NGC Exterior Emergency Stop Button
NGC-207	Pre Movement Alert Warning Light And Annunciator
NGC-211	Dual Path NGC Redundancy
NGC-AESC	Kit,Antenna Environmental System Controller
RED11-x	Hub Mounted 1:1 LNA/LNB Redundancy Plate
RED12-x	Hub Mounted 1:2 LNA/LNB Redundancy Plate

Antenna controller, motorization and options are detailed in specific bulletins, please contact ASC Signal..

# 8.1 Meter ESA

## Feed Matrix

X/Ka- BAND FEED SYSTEMS	PORT	CP	LOW PIM	RX 7.25 - 7.75 GHz	TX 7.9 - 8.4 GHz	RX 20.2 - 21.2 GHz	TX 30.0 - 31.0 GHz
8CPXKA-81-1	8	X		X	X	X	X
6CPXKA-81-1-LP	6	X	X	X	X	X	X
8CPXKA-81-1-LP	8	X	X	X	X	X	X

Ka- BAND FEED SYSTEMS	PORT	CP	LP	RX 17.7 - 21.2 GHz	TX 27.5 - 31.0 GHz	RX 21.4 - 22.0 GHz	RX 27.0 - 30.05 GHz
4CPWWKA-81-206	4	X		X	X		
4LPWWKA-81	4		X	X	X		
4LPEUTKA-8	4		X			X	X

For Monopulse application, please contact ASC Signal.

For redundant application, LNA support kits are available for each of the above feeds. Please contact ASC Signal.



# 8.1 Meter ESA

## Antenna Options and Spares

Anchor Bolt and Template Kits Options	
304180	Anchor Bolt Kit 8.1M Ka-Band Earth Station Antenna.
Heating Options	
FH81KA	Feed Heater and Anti Dew Kit, 8.1M Ka-Band ESA
WEC-81R-208-100	Electric Hot Air De-Ice System, 208 VAC, 3 Phase for 8.1m Ka band
WEC-81R-380-100	Electric Hot Air De-Ice System, 380 VAC, 3 Phase for 8.1m Ka band
Environment Systems Options	
PDKA-81-208	Precipitation Deviator, 208/230 VAC.
PDKA-81-380	Precipitation Deviator, 380/415 VAC.

Hub Equipment Options	
EMRGYLT-115	Emergency Hub Light Kit, 115 VAC
EMRGYLT-220	Emergency Hub Light Kit, 220 VAC
FV8HV0-115	Fan/Vent Kit, 2 Fans, Not Louvered, 115 VAC
FV8HV0-230	Fan/Vent Kit, 2 Fans, Not Louvered, 230 VAC
FV8HV2-115	Fan Vent Kit, 2 Louvers. 115 VAC
FV8HV2-230	Fan Vent Kit, 2 Louvers. 230 VAC
FV8HV4-115	Fan Vent Kit, 4 Louvers. 115 VAC
FV8HV4-230	Fan Vent Kit, 4 Louvers. 230 VAC
HUBHTR-230	Antenna Hub Heater, 230 VAC
HUBLCNTR-115/240	Hub Power Center, 115/240 VAC
HUBLCNTR-230	Hub Power Center, 230 VAC
HUBLT-115	Hub Light Kit, 115 VAC
HUBLT-230	Hub Light Kit, 230 VAC

Safety Options	
ANTGND-9	Foundation Installed Grounding Kit
LRK9	Lightning Rod Kit
MANPL81	Maintenance Platform and Ladder Kit for 8.1m Mount
OBWRNLT-115	Obstruction Warning Light Kit, 115VAC
OBWRNLT-230	Obstruction Warning Light Kit, 230VAC
LFK-8	Lift Kit

Other Options	
223711-2	Theodolite Alignment Kit
223711-UP8194	Upgrade Kit for 223711 Theodolite Alignment Kit. Must currently have a 223711 Kit.
209906-2	Lubrication and Maintenance Kit
175710	Pedestal Mount, 8.1 M Ka-Band ESA
FTST	Feed System Testing
TK-MAN-LG	Tool Kit, Large Manual Antennas
TK-MOT-LG	Tool Kit, Large Motorized Antennas